

SVAKOM

APP GUIDE

How to Connect Your
Interactive Toy to APP

CONNEXION SERIES

More connected than ever



CONTENTS

(1)APP Download

(2)APP Local Control of the Toy

(3)Connect with Your Partner from the Distance

(4)Connect the Toy to 2D Interactive Videos

(5)Connect the Toy with Webcam Performers

(1)


APP Download

Download the “**FeelConnect 3**” on **App Store** and
Download the “**FeelConnect 3.0**” on **Google Play**
to pair your toy with compatible content.




(2)

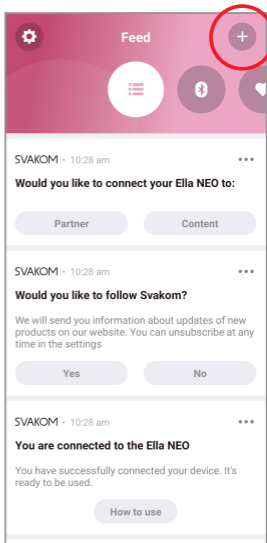
APP Local Control of the Toy



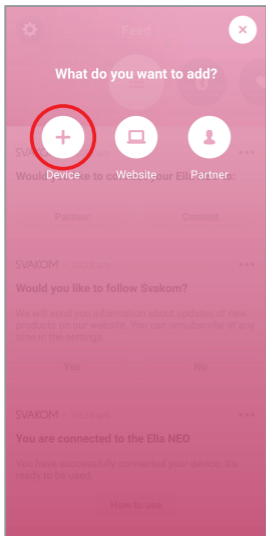
1. Turn on your device. Keep your phone's Bluetooth on



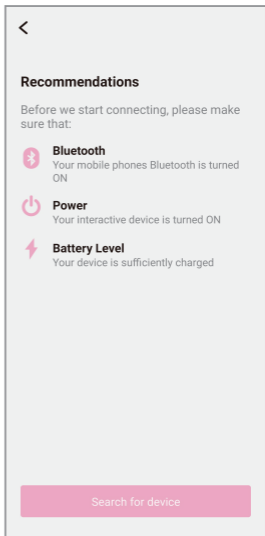
2. Open the app and sign up to access all functionalities of the APP



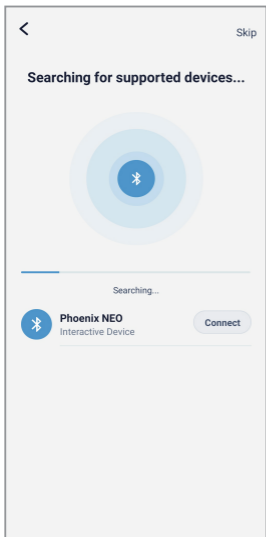
3. Open the menu bar and tap “ + ”



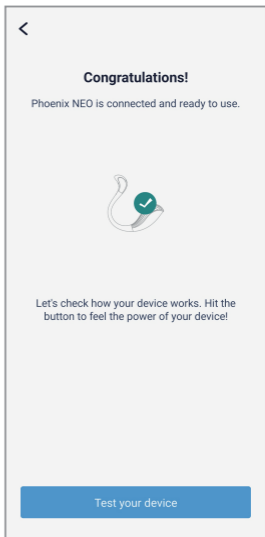
4. Tap “ + device ”



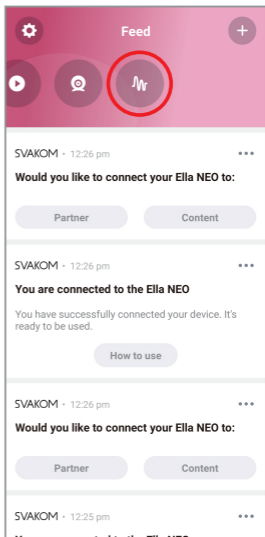

5. Tap “Search for device”



6. Your toy's name will appear and tap "connect"

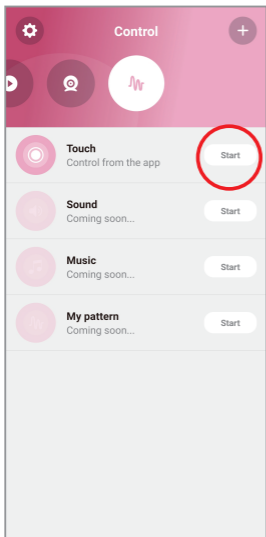


7. Tap "Test your device", the toy will vibrate briefly




8. Select "Svakom" and tap "Apply", now your toy is connected with the APP

9. Tap the  option



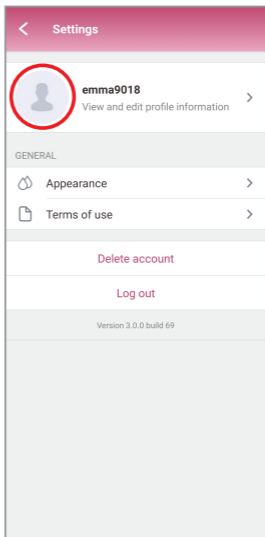
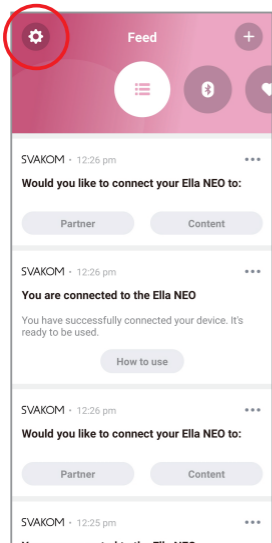
10. Tap “start”





11. Now you can use the slider to control your toy

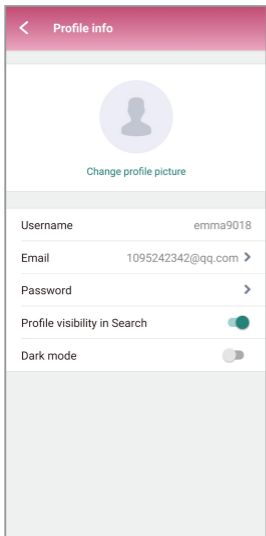
(3)

**Connect with Your Partner
from the Distance**

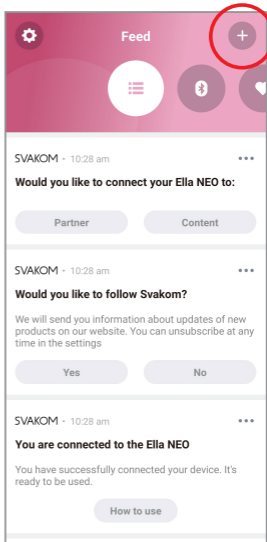


1. Tap  icon, make sure you have signed up to continue following steps

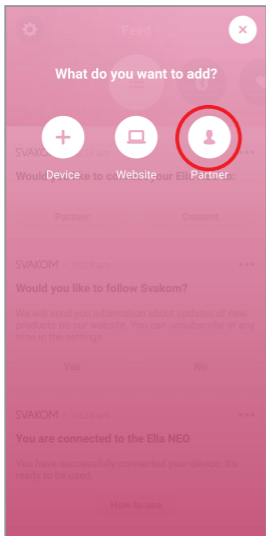
2. Tap  icon




3. Make sure "Profile visibility in Search" is on



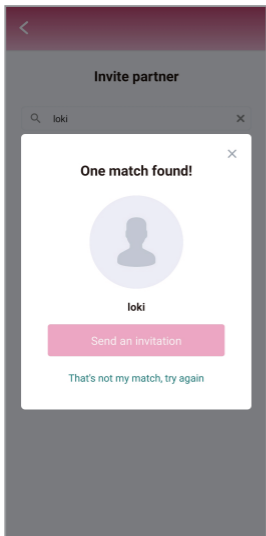
4. Tap "+"



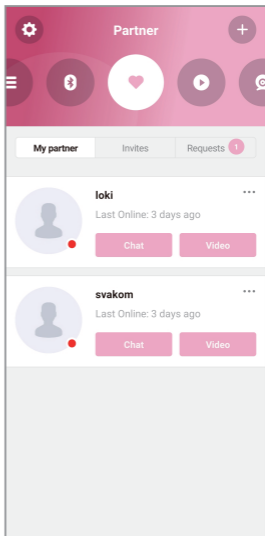
5. Tap "Partner" icon




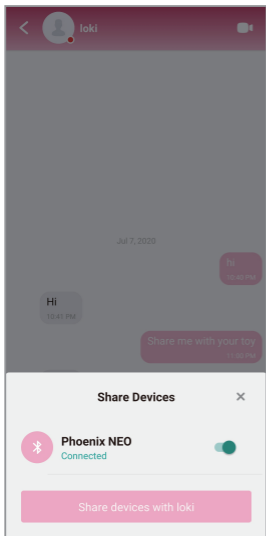
6. Input your partner's name



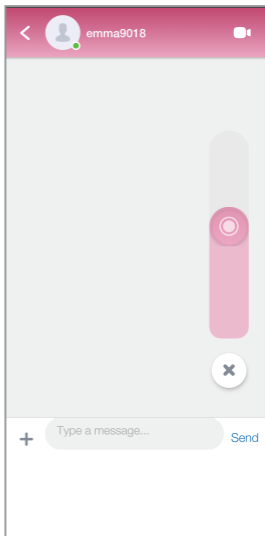
7. Send an invitation



8. You can check your partner by tapping  option, tap Chat with your partner



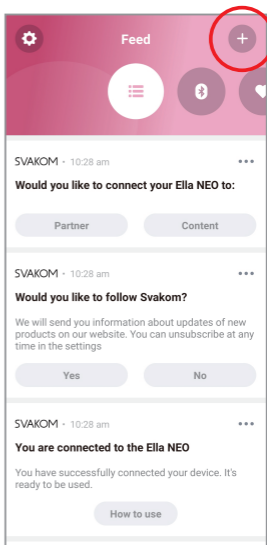
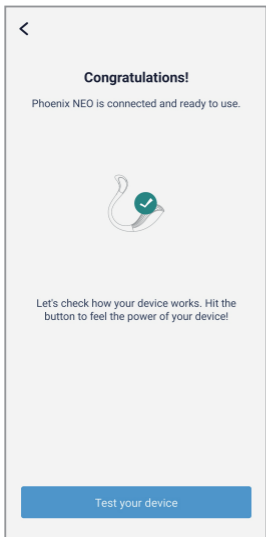
9. Tap “+” to share device with your partner



10. A slider will appear on your partner's chat screen, now your partner can control the toy.

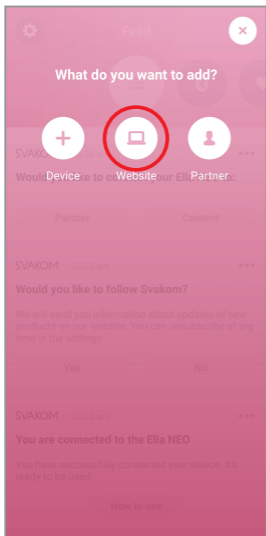
(4)

**Connect the Toy to 2D
Interactive Videos**




1. Connect your toy to the APP as instructed above

2. Tap “ + ”



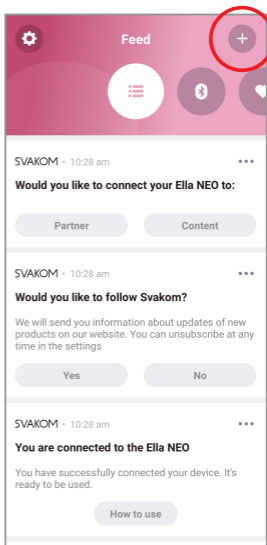
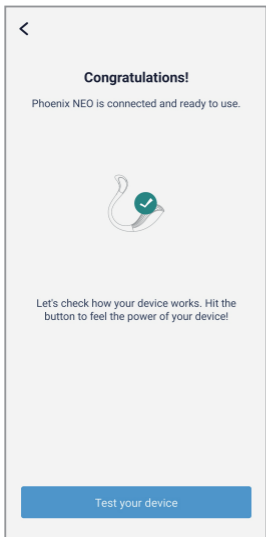
3. Tap "Website" icon



4. Go to 2D interactive video website and connect the toy to it by scanning the QR code

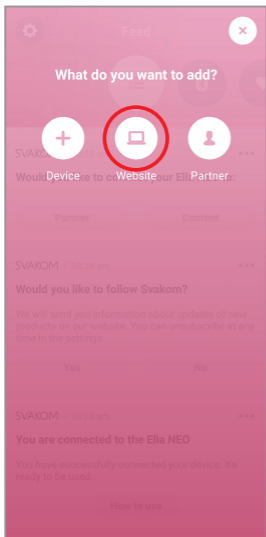
(5)

Connect the Toy with Webcam Performers




1. Connect your toy to the APP as instructed above

2. Tap “ + ”



3. Tap "Website" icon



4. Go to cam website and connect the toy to it by scanning the QR code